
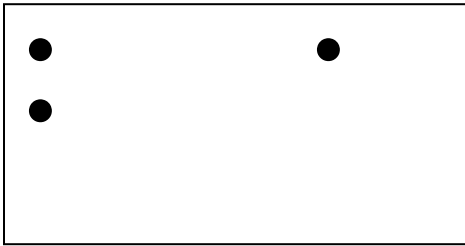
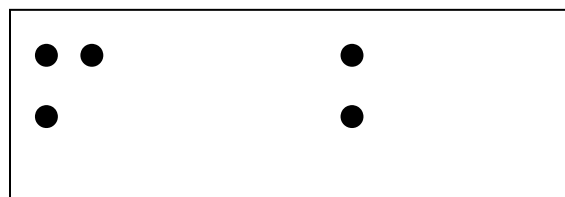









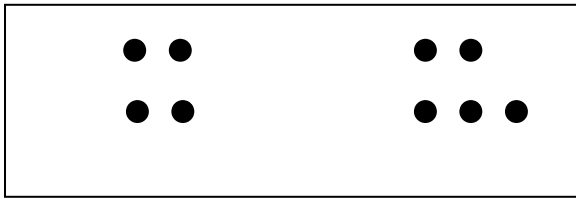


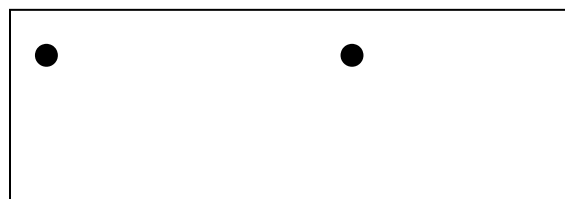










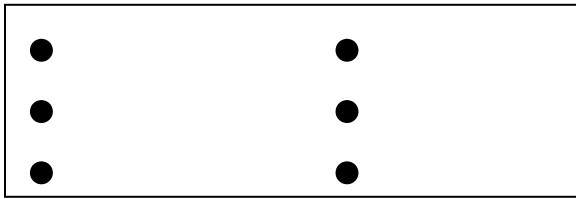
Example













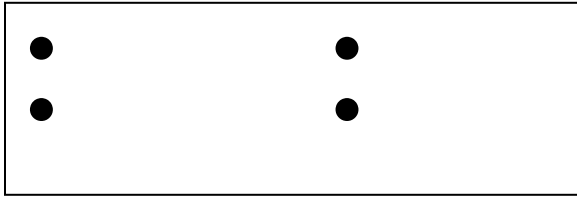
Quantity Arrays, page 1—student copy



Quantity Arrays, page 2—student copy



Quantity Arrays, page 3—student copy



Student: _____ Date: _____ Number correct: _____

Directions: Write the number that the student says in the blank. If the student skips an item, put a (-) in the blank. If you have to tell the student to try the next one, put a (-) in the blank.

1. _____ (9)

22. _____ (3)

2. _____ (5)

23. _____ (3)

3. _____ (4)

24. _____ (2)

4. _____ (1)

25. _____ (4)

5. _____ (2)

26. _____ (2)

6. _____ (4)

27. _____ (3)

7. _____ (7)

28. _____ (1)

8. _____ (4)

29. _____ (5)

9. _____ (2)

30. _____ (4)

10. _____ (7)

31. _____ (3)

11. _____ (8)

32. _____ (1)

12. _____ (5)

33. _____ (10)

13. _____ (6)

34. _____ (3)

14. _____ (6)

35. _____ (9)

15. _____ (9)

36. _____ (4)

16. _____ (2)

17. _____ (9)

18. _____ (6)

19. _____ (8)

20. _____ (10)

21. _____ (10)