

























Example












Quantity Arrays, page 1—student copy



Quantity Arrays, page 2—student copy



Quantity Arrays, page 3—student copy



Student: \_\_\_\_\_ Date: \_\_\_\_\_ Number correct: \_\_\_\_\_

Directions: Write the number that the student says in the blank. If the student skips an item, put a (-) in the blank. If you have to tell the student to try the next one, put a (-) in the blank.

- |                |                |
|----------------|----------------|
| 1. _____ (6)   | 22. _____ (9)  |
| 2. _____ (1)   | 23. _____ (2)  |
| 3. _____ (6)   | 24. _____ (7)  |
| 4. _____ (7)   | 25. _____ (10) |
| 5. _____ (1)   | 26. _____ (2)  |
| 6. _____ (10)  | 27. _____ (6)  |
| 7. _____ (2)   | 28. _____ (10) |
| 8. _____ (4)   | 29. _____ (9)  |
| 9. _____ (6)   | 30. _____ (10) |
| 10. _____ (4)  | 31. _____ (7)  |
| 11. _____ (5)  | 32. _____ (3)  |
| 12. _____ (10) | 33. _____ (2)  |
| 13. _____ (10) | 34. _____ (9)  |
| 14. _____ (4)  | 35. _____ (5)  |
| 15. _____ (1)  | 36. _____ (8)  |
| 16. _____ (4)  |                |
| 17. _____ (10) |                |
| 18. _____ (4)  |                |
| 19. _____ (3)  |                |
| 20. _____ (9)  |                |
| 21. _____ (7)  |                |