

Decoding

Onsets/Rimes

Administration directions

Model

1. Take the model card.
2. Say: **"Now we are going to point to some words. First, I will do it. Watch and listen."** Place the card in front of the student, make sure they are attentive, and say: **"I am going to listen to the words on top."** Drag your finger across the words on top. Read the two words out loud. Say: **"These words begin/end with the same sound."** Say: **"Now, I am going to look at these words."** Drag your finger across the 3 items below while reading them out loud. Say: **"Which of these words begins/ends with the same sound as the words "...?"** Drag your finger across the 3 words below as you are asking and point to the words on top.
3. Say: **"The word "... " begins/ends with the same sound as the words "..."."** Point to the correct item on the card and to the two words on top.
4. Read the complete sequence out loud. Point to the two words on top and the correct choice and say: **"All these words begin/end with the same sound."**

Practice #1 and 2

Level-0 prompt


1. Take the first practice card.
2. Say: **"Now, it is your turn."** (For practice item #2 replace this sentence with **"Let's try another one."** and take the next practice card). Place the card in front of the student, make sure they are

attentive, know how to point, and say: **"I am going to read the two words on top."** Read the two words out loud. Say: **"These two words begin/end with the same sound."** Read the 3 items below out loud. Say: **"Point to the word here** (drag your finger across the 3 items) **that begins/ends with the same sound as the words (on top) "..."** (point to the words on top)."

3. Say: **"You can begin."**




4. Start stopwatch (5 seconds).

5. If the student gives the correct answer within 5 seconds,  record 1, and say: **"Let's do another one."**

Level-1 prompt


1. If the student gives a wrong answer or does not begin to respond

within 5 seconds,  record 0 or NR, and with the same card in front of the student say: **"Let's try again."** Read the words on top out loud. Say: **"These two words begin/end with the same sound."** Say: **"Point to the word here** (drag your finger across the 3 items and read the words out loud) **that begins/ends with the same sound as the words (on top) "..."** (point to the words on top)."

2. Say: **"You can begin."**




3. Start stopwatch (5 seconds).

4. If the student gives the correct answer within 5 seconds,  record 1, and say: **"Let's do another one."**

Level-2 prompt

1. If the student gives a wrong answer or does not begin to respond

within 5 seconds,  record 0 or NR, and with the same card in front of the student say: **"Let's try again."** Read the words on top out loud. Say: **"These two words begin/end with the same**

sound.” Say: **“Point to the word here** (drag your finger across the 3 items and read the words out loud) **that begins/ends with the same sound as the words (on top) “…”** (point to the words on top).” Say: **“Point to this word.”** (while making the gesture of pointing to the correct item out of 3 and reading the word out loud). Say: **“This word begins/ends with the same sound as the words (on top) “…”** (Read the complete sequence).”

2. Say: **“You can begin.”**



3. Start stopwatch (5 seconds).

4. If the student gives the correct answer within 5 seconds, record 1 and say: **“Let’s do another one.”**

Level-3 prompt

1. If the student gives a wrong answer or does not begin to respond, record 0 or NR and with the same card in front of the student say: **“Let’s try again.”** Read the words on top out loud. Say: **“These two words begin/end with the same sound.”** Say: **“Point to the word here** (drag your finger across the 3 items and read the words out loud) **that begins/ends with the same sound as the words (on top) “…”** (point to the words on top).” Say: **“Point to this word.”** (while guiding the student’s elbow with your hand to point to the correct item out of 3 and reading the word out loud). Say: **“This word begins/ends with the same sound as the words (on top) “…”** (Read the complete sequence).

2. Say: **“Let’s do another one.”** to complete 2 practice items.

Test

Level-0 prompt

1. Take the first test card.

2. Place the card in front of the student, make sure they are attentive, and say: **“I am going to read the two words on top and you will point to the word below that begins/ends with the same sound.** Read the words on top out loud. Drag your finger across the 3 items and read the words out loud. Say: **“Point to the word here** (drag your finger across the 3 words) **that begins/ends with the same sound as the words (on top) “…”** (point to the words on top).”


NOTE: Once the student becomes familiar with the directions, you can simplify the process by saying: "**Point the word.**" or "**Try another one.**"

3. Say: "**You can begin.**"




4. Start stopwatch (administrator: 5 seconds,

observer: 3 minutes) and  tape recorder (3 minutes).

5. If the student gives an answer within 5 seconds,  record 1 (correct) or 0 (incorrect). Circle prompt level 0 and move onto the next test item.


Level-1 prompt

1. If the student does not begin to respond, within 5 seconds,  with the same card in front of the student say: "**Let's try again.**" Read the words on top out loud. Drag your finger across the 3 items and read the words out loud. Say: "**Point to the word here** (drag your finger across the 3 words) **that begins/ends with the same sound as the words (on top) "..."** (point to the words on top)."


2. Say: "**You can begin.**"



3. Start stopwatch (5 seconds).

4. If the student gives an answer within 5 seconds,  record 1 (correct) or 0 (incorrect). Circle prompt level 1 and move onto the next test item.

Level-2 prompt

1. If the student does not begin to respond, within 5 seconds,  with the same card in front of the student say: "**Let's try again.**" Read the words on top out loud. Say: "**These two words begin/end**

with the same sound.” Say: **“Point to the word here** (drag your finger across the 3 items and read the words out loud) **that begins/ends with the same sound as the words (on top) “…”** (point to the words on top).” Say: **“Point to this word.”** (while making the gesture of pointing to the correct item out of 3 and reading the word out loud). Say: **“This word begins/ends with the same sound as the words (on top) “…”** (Read the complete sequence).”

2. Say: **“You can begin.”**



3. Start stopwatch (5 seconds).



4. If the student gives an answer within 5 seconds, record 1 (correct) or 0 (incorrect). Circle prompt level 2 and move onto the next item.

Level-3 prompt

1. If the student does not begin to respond, with the same card in front of the student say: **“Let’s try again.”** Say: **“These two words begin/end with the same sound.”** Say: **“Point to the word here** (drag your finger across the 3 items and read the words out loud) **that begins/ends with the same sound as the words (on top) “…”** (point to the words on top).” Say: **“Point to this word.”** (while guiding the student’s elbow with your hand to point to the correct item out of 3 and reading the word out loud). Say: **“This word begins/ends with the same sound as the words (on top) “…”** (Read the complete sequence).”
2. Do *not* record student’s response but *circle* a level-3 prompt. Move onto the next test item (unless this is the 3rd time you consecutively used level-3 prompt with the student. STOP after 3 consecutively used level-3 prompts).



3. Mark the number of items administered at 1 and 3 minutes.



4. At the 3-minute mark, say: **“We are finished now, thank you.”**